



Market Operations

Monthly Service Provider Report

This report details monthly information in relation to the Wholesale Information & Trading System (WITS), clearing manager, pricing manager and reconciliation manager functions performed by NZX under contract to the Electricity Authority (Authority).

September 2022

Created: 01 October 2022



CONTENTS

| | |
|---|----|
| 1. Introduction | 3 |
| 2. Compliance | 4 |
| 3. Service Level Reporting | 5 |
| 4. Systems Update | 8 |
| 5. Incidents | 10 |
| 6. Stakeholders | 12 |
| 7. Clearing and Settlement Market Summary | 13 |
| 8. Pricing Market Summary | 15 |
| 9. Reconciliation Market Summary | 16 |



1. Introduction

1.1 Purpose

This report details monthly information in relation to the Wholesale Information & Trading System (WITS), clearing manager, pricing manager and reconciliation manager and performed by NZX under contract to the Electricity Authority (Authority).

This report contains core reporting requirements in compliance with Clauses 3.13 and 3.14 of the Electricity Participation Code 2010 and relevant Market Operator Service Provider (MOSP) agreements.

1.2 Contact Details

The following is a list of contact details for further information or questions pertaining to this report:

Service Operations

Tim Chadwick

Head of Energy Operations

+64 4 495 2816



2. Compliance

2.1 Compliance with Regulations and Code

For this month, to the best of our knowledge, the clearing manager, reconciliation manager, pricing manager and WITS service providers fully complied with the Code and regulations.

2.2 Operation of the Regulations and Code

For this month, the NZX service providers have not identified any areas of the Code that require addressing.

2.3 Compliance with MOSP Agreements

To the best of our knowledge, all provisions of the clearing manager, reconciliation manager and pricing manager MOSP agreements have been adhered to during the reporting month.



3. Service Level Reporting

3.1 WITS service levels against target

| Measure | Target | Achieved this month |
|--|--------------|---------------------|
| WITS availability | >99.72% | 99.99% |
| WITS file upload availability | >99.72% | 99.99% |
| Average time to publish NRSS & PRSS | <1 minute | 36 sec |
| Average time to publish NRSL & PRSL | <7 minutes | 138 sec |
| Average time to publish provisional/interim/final prices | <1.5 minutes | 10 sec |

3.2 Clearing manager service levels

3.2.1 Clearing manager service levels against targets

| Measure | Target | Achieved this month |
|--|---------|----------------------|
| No. of wash-up notifications published later than the 5th business day of the month | Zero | 0 late publications |
| No. of hedge settlement agreement amounts published later than the 5th business day of the month | Zero | 0 late publications |
| No. of constrained amounts sent to system operator later than 09:00 hrs on 8th business day of the month | Zero | 0 late notifications |
| Availability achieved during the month | > 99.5% | 100% |

3.2.2 Clearing manager service level reporting

| Measure | Metric | Achieved this month |
|--|------------|--|
| Number of publication targets missed | No | 0 |
| Number of invoice revisions during the month | No | 0 |
| Date of issue of last invoice during the month | Date | 11/08/2022 |
| Number of unplanned outages during the month | No | 0 |
| Number of planned outages during the month | No | 0 |
| Availability achieved during the month | % attained | 100% |
| Number of prudential defaults during the month | No | 0 |
| Scaling applied to generator payments | % attained | 0% |
| Number of data files provided to the Authority | No | 22 constrained amount files; 21 daily prudential summaries. |

3.3 Pricing manager service levels

3.3.1 Pricing manager service levels against targets

| Measure | Metric | Achieved this month |
|---|---|---------------------|
| Interim prices published by 09:20 hrs, provided there is no provisional price situation, and the input information has been received by 07:30 hrs | No more than one late publication in a rolling three month period | 0 late publication |
| On a weekday, provisional prices published before 10:20 hrs, provided the input information has been received by 07:30 hrs | No more than one late publication in a rolling three month period | 0 late publication |

| | | |
|---|---|---------------------------------|
| On a weekend day, provisional prices published before 09:20 hrs, provided the input information has been received by 07:30 hrs | No more than one late publication in a rolling three month period | 0 late publication |
| A price that has been published as provisional will be republished as interim on the same day that a revised data notice is received, provided that a notice is received before 15:00 hrs | No more than one late publication in a rolling three month period | 0 late publication |
| No. of price processing errors in a calendar month | Zero | 0 processing errors. |
| A pricing error claim must be processed within 1 business day of being received, and if further information is required, must be processed within 1 business day of that further information being received | PEC's held for longer than 1 BD. | 0 |
| Months since last disaster recovery test for standalone Scheduling, Pricing and Dispatch (SPD) | No more than six months | 4 months (DR test 17 May 2022). |
| Months since last test of back-up pricing at Transpower | No more than six months | 2 months |
| No. breaches of the incident response levels contained in Section 5 of this report | Zero | 0 |
| Pricing case files and pricing case file status sent to the Authority on time (as specified in 9.2 of the Non-Functional Specifications document) | Yes | Yes |

3.3.2 Pricing manager service level reporting

| Measure | Metric | Achieved this month |
|---|--|---------------------|
| Number of interim or final prices published late in current reporting month | No. | 0 |
| Number of interim or final prices published late in last twelve months | No. | 3 |
| Number of price error claims received | No. | 0 |
| Disaster recovery and backup obligations | Achieved | Achieved |
| Total outages: | | |
| - Planned | No. planned | 0 |
| - Planned without system operator coordination | No. planned without system operator coordination | 0 |
| - Unplanned | No. unplanned | 0 |
| Number of data files provided to the Authority late | No. | 0 |

3.4 Reconciliation manager service performance

3.4.1 Reconciliation manager service levels against targets

| Measure | Target | Achieved this month |
|--|--------|---------------------|
| Availability between business days 1 and 4, and 9 and 13 | 99.8% | 100% |
| Availability for other times of the month | 99.5% | 100% |

* See section 2.3

3.4.2 Reconciliation manager service level reporting

| Measure | Metric | Achieved this month |
|--|------------|---------------------|
| Number of days late for publication of reconciliation information | 0 Days | 0 days |
| System availability between business days 4, 7, 9 and 13 for the month | % attained | 100% |
| System availability outside business days 4, 7, 9 and 13 for the month | % attained | 100% |
| Number of volumes disputes resolved in the month | No. | 0 |

| | | |
|---|------------|-----------|
| Number of requests to re-run reconciliation as a result of an invoice dispute | No. | 0 request |
| Setup of approved profiles within 1 business day of receiving a notification from the Authority | % attained | 100% |
| Total outages: | | |
| - Planned | No. | 0 hours |
| - Unplanned | No. | 0 hours |



4. Systems Update

4.1 Functional specification status

| System | Latest revision | Approved by the Authority** |
|------------------------|-----------------|-----------------------------|
| WITS | 10.0 | ● |
| Clearing manager | 28.0 | ● |
| Pricing manager | 6.0 | ● |
| Reconciliation manager | 14.0 | ● |

**For this table, and for the remaining tables in this report, ● indicates yes and ● indicates no.

4.2 Backup requirements

| System | Daily data backup requirement met ¹ | Weekly data backup requirement met ² | Reason for requirement not being met |
|------------------------|--|---|--------------------------------------|
| WITS | ● | ● | N/A |
| Clearing manager | ● | ● | N/A |
| Pricing manager | ● | ● | N/A |
| Reconciliation manager | ● | ● | N/A |

¹ Backup copies of all data and processed data must be taken at least daily and stored in a secure offsite location. Likewise, copies of the latest version of the software must also be kept offsite.

² At least weekly, a backup copy of the data, processed data and software must be delivered and stored at an offsite location at least 100km from the premises used to provide the regular services.

4.3 Disaster recovery and BCP testing

| Date | Service | Application/Scope | Status |
|---------------------------|------------------------|-------------------|----------|
| 17 Apr – 22 May 2018 | Reconciliation Manager | Disaster Recovery | Complete |
| 17 Apr – 22 May 2018 | Clearing Manager | Disaster Recovery | Complete |
| 17 Apr – 22 May 2018 | Pricing Manager | Disaster Recovery | Complete |
| 17 Apr – 22 May 2018 | WITS | Disaster Recovery | Complete |
| 13 Nov – 27 Nov 2018 | Reconciliation manager | Disaster Recovery | Complete |
| 13 Nov – 27 Nov 2018 | Clearing manager | Disaster Recovery | Complete |
| 13 Nov – 27 Nov 2018 | Pricing Manager | Disaster Recovery | Complete |
| 13 Nov – 27 Nov 2018 | WITS | Disaster Recovery | Complete |
| 16 Apr – 30 Apr 2019 | Reconciliation manager | Disaster Recovery | Complete |
| 16 Apr – 30 Apr 2019 | Clearing manager | Disaster Recovery | Complete |
| 16 Apr – 30 Apr 2019 | Pricing Manager | Disaster Recovery | Complete |
| 16 Apr – 30 Apr 2019 | WITS | Disaster Recovery | Complete |
| 4 Nov – 15 Nov 2019 | Reconciliation manager | MOSP combined DR | Complete |
| 4 Nov – 15 Nov 2019 | Clearing manager | MOSP combined DR | Complete |
| 4 Nov – 15 Nov 2019 | Pricing Manager | MOSP combined DR | Complete |
| 4 Nov – 15 Nov 2019 | WITS | MOSP combined DR | Complete |
| 1 st Half 2020 | ALL | Disaster Recovery | Waived |
| 16 Jul – 18 Aug 2020 | ALL | Disaster Recovery | Complete |
| 16 Jul – 28 Oct 2020 | ALL | Disaster Recovery | Complete |
| 16 Mar – 29 Apr 2021 | Clearing Manager | Disaster Recovery | Complete |
| 16 Mar – 29 Apr 2021 | Pricing Manager | Disaster Recovery | Complete |
| 16 Mar – 29 Apr 2021 | WITS | Disaster Recovery | Complete |
| 16 Mar – 4 May 2021 | Reconciliation Manager | Disaster Recovery | Complete |
| 16 Oct – 16 Nov 2021 | Clearing Manager | Disaster Recovery | Complete |
| 16 Oct – 16 Nov 2021 | Pricing Manager | Disaster Recovery | Complete |
| 16 Oct – 16 Nov 2021 | WITS | Disaster Recovery | Complete |
| 16 Oct – 16 Nov 2021 | Reconciliation Manager | Disaster Recovery | Complete |
| 17 May – 31 May 2022 | Clearing Manager | Disaster Recovery | Complete |
| 17 May – 31 May 2022 | Pricing Manager | Disaster Recovery | Complete |
| 17 May – 31 May 2022 | WITS | Disaster Recovery | Complete |
| 17 May – 31 May 2022 | Reconciliation Manager | Disaster Recovery | Complete |

4.4 Developer access to production systems

This is a separately reported metric

5. Incidents

5.1 WITS incident - fault response and resolution times

| Priority | Measure | Standard | Achieved this month | Incident Ref # |
|----------|---|----------|---------------------|----------------|
| 1 | Respond within 15 minutes of receipt of a support request | 100% | 100% | 0 |
| | Work around or resolve within 6 hours | 100% | 100% | 0 |
| | Work around resolved within 20 business days | 100% | 100% | 0 |
| 2 | Respond within 2 hours of receipt of a support request | 100% | 100% | 0 |
| | Work around or emergency fix within 1 business day | 100% | 100% | 0 |
| | Resolve within 20 business days | 100% | 100% | 0 |
| 3 | Respond within 1 business day | 100% | 100% | 0 |
| | Resolve within 40 business days | 100% | 100% | 0 |
| 4 | Acknowledgment of downgrade of severity to level 4 within 1 business day of downgrade | 100% | 100% | 0 |
| | Resolve at the next convenient opportunity as agreed with the Authority | 100% | 100% | 0 |

5.2 Clearing manager incident – fault response and resolution times

| Priority | Measure | Standard | Achieved this month | Incident Ref # |
|----------|--|----------|---------------------|-------------------------|
| 1 | Respond within 15 minutes of receipt of a support request, received between 07:30 hrs to 19:30 hrs on a business day | 100% | 100% | 0 |
| | Work around or resolve within 6 hours | 100% | 100% | 0 |
| | Work around resolved within 20 business days | 100% | 100% | 0 |
| 2 | Respond within 2 hours of receipt of a support request, received between 07:30 hrs to 19:30 hrs on a business day | 100% | 100% | 0 |
| | Work around or emergency fix within 1 business day | 100% | 100% | 0 |
| | Resolve within 20 business days | 100% | 100% | 0 |
| 3 | Respond within 1 business day | 100% | 100% | 84551 84518 84259 |
| | Resolve within 40 business days | 100% | 100% | 0 |
| 4 | Acknowledgment of downgrade of severity to level 4 within 1 business day of downgrade | 100% | 100% | 0 |
| | Resolve at the next convenient opportunity as agreed with the Authority | 100% | 100% | 0 |

5.3 Pricing incident - Fault response and resolution times

| Priority | Measure | Standard | Achieved this month | Incident Ref # |
|----------|---|----------|---------------------|----------------|
| 1 | Respond within 15 minutes of receipt of a support request | 100% | 100% | 0 |
| | Work around or resolve within 6 hours | 100% | 100% | 0 |
| | Work around resolved within 20 business days | 100% | 100% | 0 |

| | | | | |
|---|---|------|------|-------|
| 2 | Respond within 2 hours of receipt of a support request | 100% | 100% | 0 |
| | Work around or emergency fix within 1 business day | 100% | 100% | 0 |
| | Resolve within 20 business days | 100% | 100% | 0 |
| 3 | Respond within 1 business day | 100% | 100% | 83821 |
| | Resolve within 40 business days | 100% | 100% | 83821 |
| 4 | Acknowledgment of downgrade of severity to level 4 within 1 business day of downgrade | 100% | 100% | 0 |
| | Resolve at the next convenient opportunity as agreed with the Authority | 100% | 100% | 0 |

5.4 Reconciliation manager incident – Fault response and resolution times

| Priority | Measure | Standard | Achieved this month | Incident Ref # |
|----------|--|----------|---------------------|----------------|
| 1 | Respond within 15 minutes of receipt of a support request, received between 07:30 hrs to 19:30 hrs on a business day | 100% | 100% | 0 |
| | Work around or resolve within 6 hours | 100% | 100% | 0 |
| | Work around resolved within 20 business days | 100% | 100% | 0 |
| 2 | Respond within 2 hours of receipt of a support request, received between 07:30 hrs to 19.30 hrs on a business day | 100% | 100% | 0 |
| | Work around or emergency fix within 1 business day | 100% | 100% | 0 |
| | Resolve within 20 business days | 100% | 100% | 0 |
| 3 | Respond within 1 business day | 100% | 100% | 83194 |
| | Resolve within 40 business days | 100% | 100% | 0 |
| 4 | Acknowledgment of downgrade of severity to level 4 within 1 business day of downgrade | 100% | 100% | 0 |
| | Resolve at the next convenient opportunity as agreed with the Authority | 100% | 100% | 0 |



6. Stakeholders

6.1 User group meetings

| Role | Date | Status |
|--|-------------------------------|----------|
| Reconciliation manger and clearing manager | 10 August 2016 (Wellington) | Complete |
| WITS and pricing manager | 12 October 2016 (Wellington) | Complete |
| All roles | 23 May 2017 (Auckland) | Complete |
| All roles | 23 November 2017 (Wellington) | Complete |
| WITS | 27 June 2018 (Auckland) | Complete |
| Combined | 8 November 2018 (Wellington) | Complete |
| Clearing | November 2019 (Wellington) | Complete |
| WITS | December 8 2020 (Remote) | Complete |

6.2 Stakeholder meetings

| Date | Participant | Status |
|------|-------------|--------|
| | | |
| | | |
| | | |
| | | |



7. Clearing and Settlement Market Summary

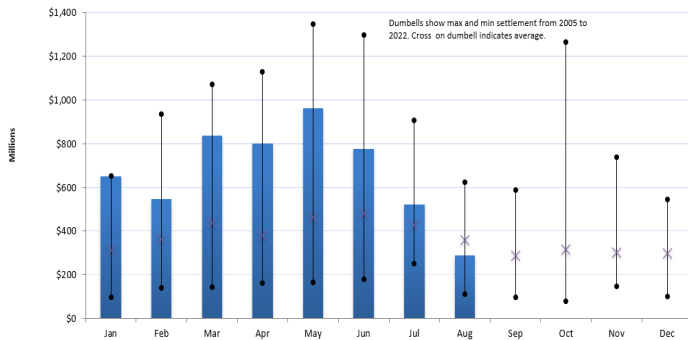
Settlement Data

| Amount | |
|----------------------------|-------------------|
| Settlement month | August 2022 |
| Settlement date | 20 September 2022 |
| Amounts owed from payers | \$266,919,947.31 |
| Amounts owed to payees | \$288,112,431.45 |
| Loss and constraint excess | \$8,126,613.93 |
| Payer volumes | 3,954,240.41 MWh |
| Payee volumes | 3,819,080.33 MWh |

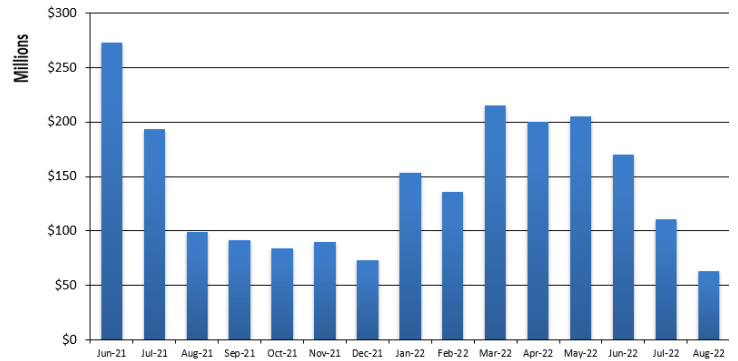
Prudential Data

| Amount | |
|----------------------------------|-------------------|
| As at date | 30 September 2022 |
| Total security held | \$352,205,095.18 |
| Total assessed exposure | \$100,063,703.68 |
| No. of security increases | 15 |
| No. of security reductions | 0 |
| Settlements made from prudential | 6 |

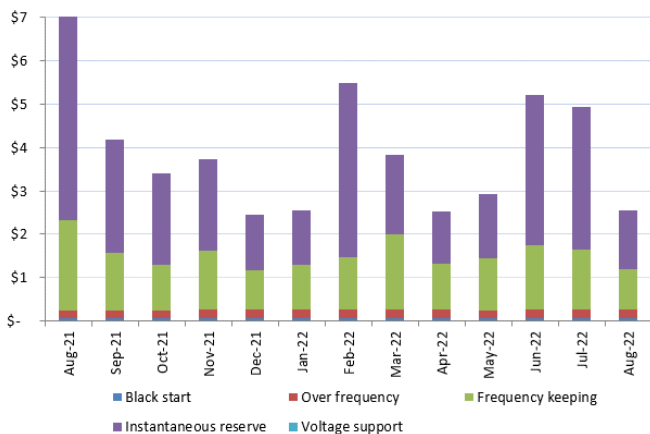
2022 Payer Amounts Owed Relative to Previous Years



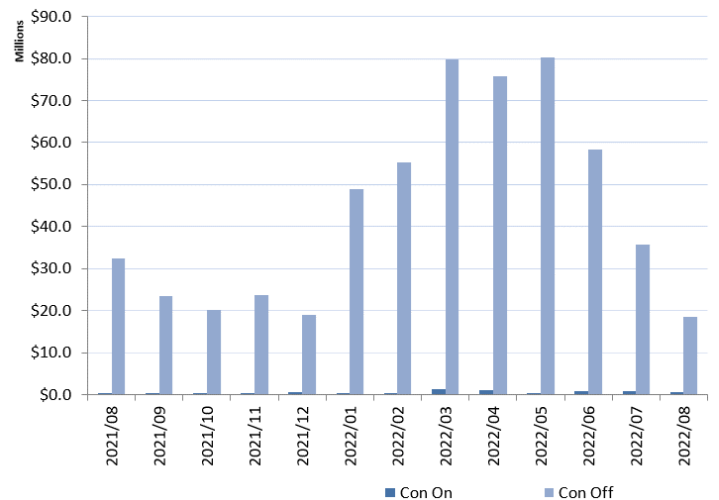
2021 – 2022 Amounts Payable since Net Settlement Introduced



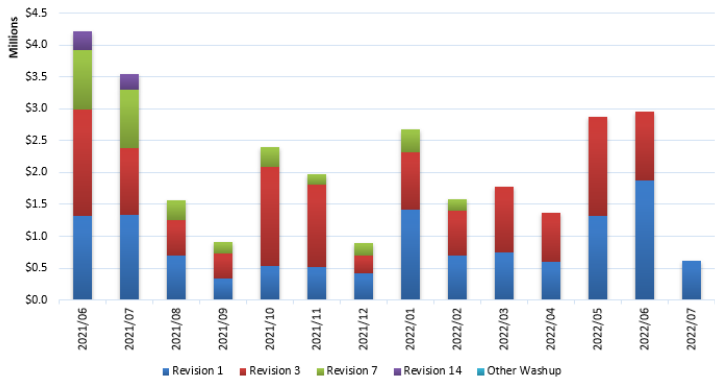
13 Month Rolling Total Ancillary Service Amounts



13 Month Rolling Total Constrained Amounts



14 Month Rolling Washups*



Washup Totals

| August 2022 Washups | Value \$ |
|---------------------|------------------------|
| Revision 1 | \$12,440,180.45 |
| Revision 3 | \$12,841,927.62 |
| Revision 7 | \$3,524,769.41 |
| Revision 14 | \$552,338.96 |
| Other Washup | - |
| Total | \$29,359,216.44 |

These charts show total wash-ups due to the clearing manager by billing period and by wash-up revision month

8. Pricing Market Summary

Pricing Statistics

| | Amount |
|--|----------------|
| Month | September 2022 |
| No. of solves | 38 |
| No. of solves not published | 2 |
| No. of solves published as provisional | 6 |
| No. of solves published as final | 30 |
| No. of pricing error claims | 0 |

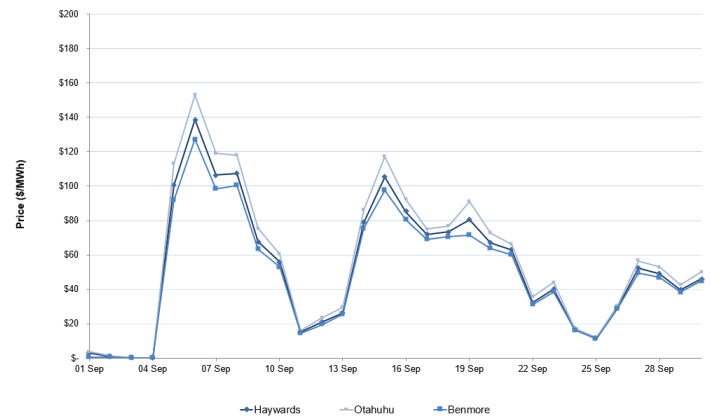
Provisional Price Situations

| | Amount |
|--|----------------|
| Month | September 2022 |
| No. of infeasibility situations | 3 |
| No. of metering situations | 5 |
| No. of high spring washer price situations | 0 |
| No. of SCADA Situations | 0 |

Pricing Publication Times

| | Amount |
|---|--------|
| 1st solve published same day before 9:22 | 27 |
| 2nd solve published same day before 12:00 | 6 |
| 2nd solve published same day before 17:00 | 2 |
| 2nd solve published interim 1st business day following weekend or weekday provisional | 0 |
| Interim solve publication delayed more than one business day | 0 |

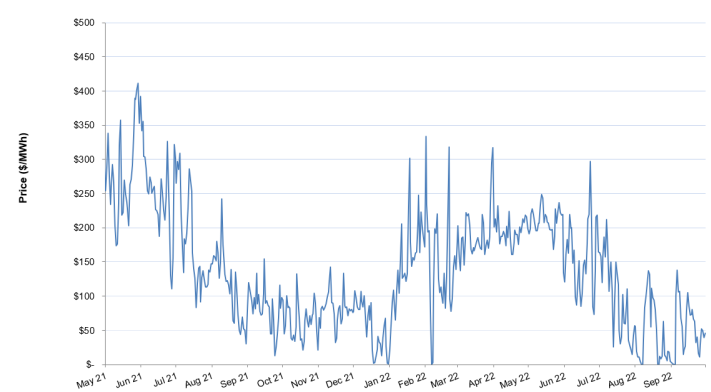
Daily Average



Daily Average Haywards Price Comparison

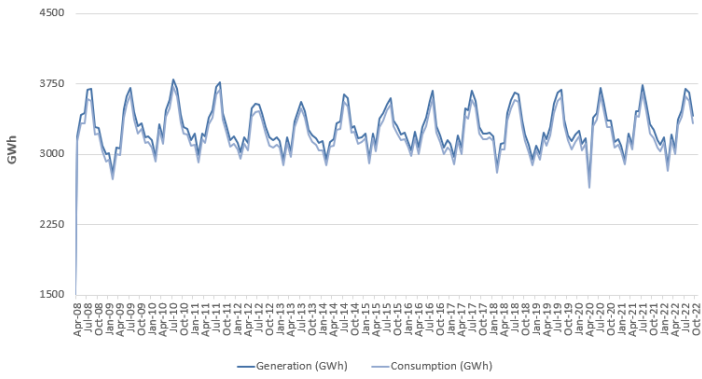


Haywards 13 Month Daily Average Price

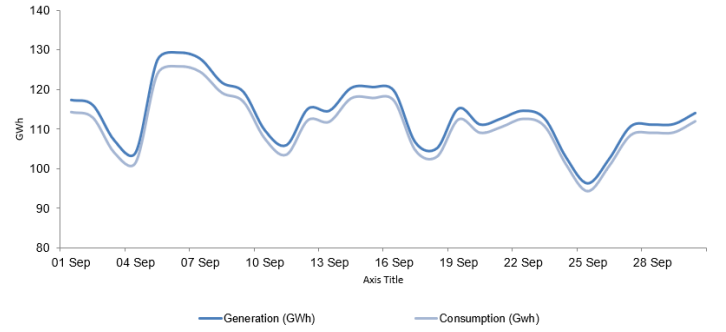


9. Reconciliation Market Summary

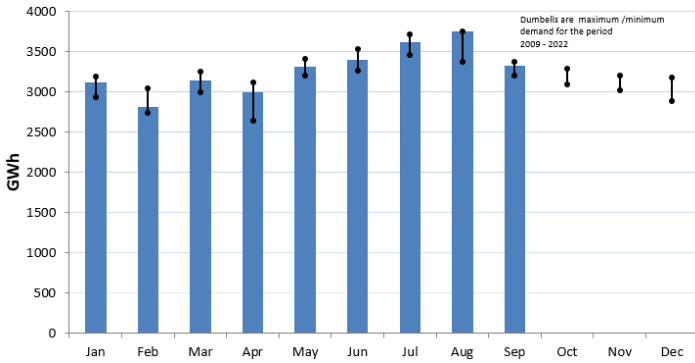
Monthly Electricity Volumes



New Zealand Electricity Volumes Traded – Continuous Series



2022 New Zealand Monthly Demand Relative to Previous Years



2022 New Zealand Monthly Generation Relative to Previous Years

